







S

USA
Californie

USA

Australie

Gran
Breta

1992

1992

1995

200

Thomas

McGuire

Wilson

Vinc

[19]

[20]

[21]

[22]

5 000

44 602

19

10

Direct deaths

Death due to

anesthesia

of

Percentage

of Direct deaths


6

4.3

4

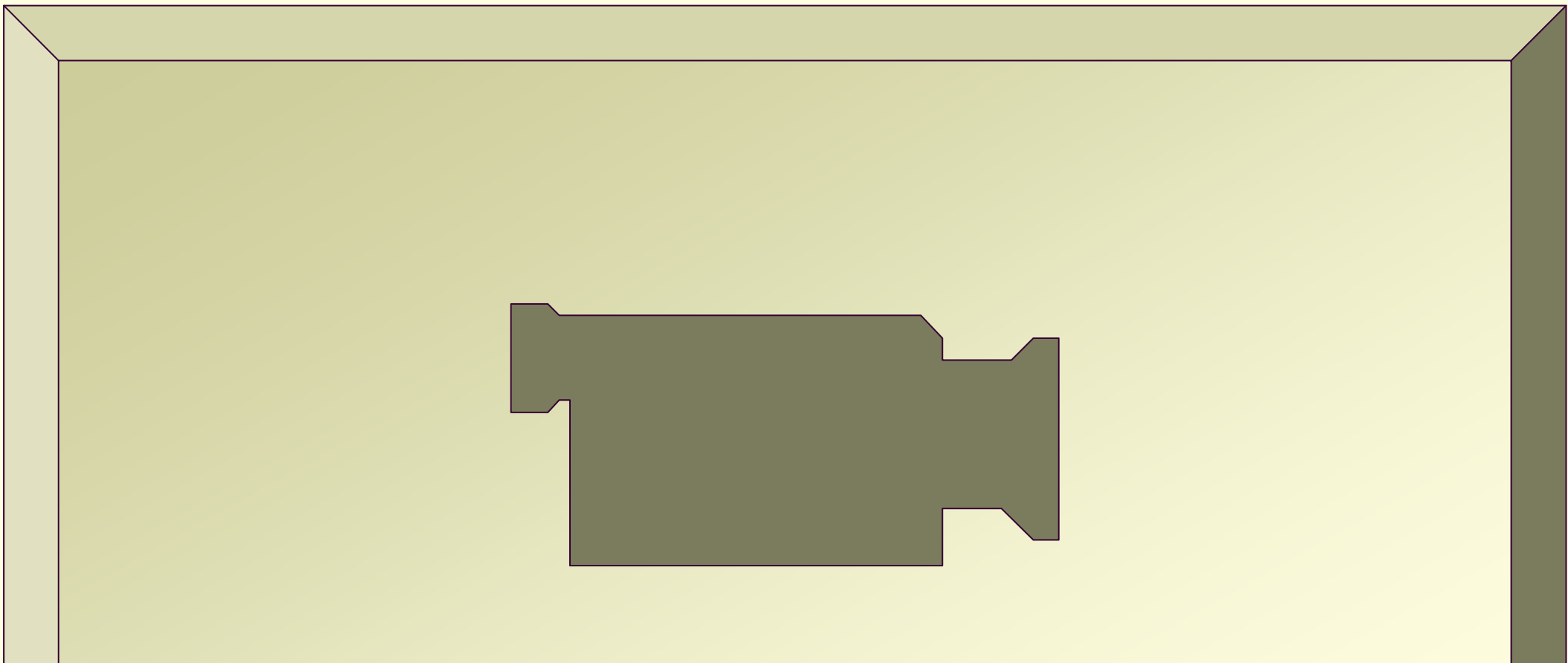
2.8

1/3 problèmes commun





S



es non nulles

préparation de la

matériel (qui fait c

s



on

ance des tâches



D

Ec

otocoles

océdure

vice

pératoire

-infirmière en formation

tuels (rapport non-hié

iants en médecine

RUPTURE

...és au début de l'année acadé
d'unité; d'établissement
...e (rupture interprofessionnel



RUPTURE

Variable

Odds Ratio

RREST

125.0

O WEAN

1.5

min

0.7

cross-coverage and potential adverse events*

Case-patients
(*n* = 54)

Controls
(*n* = 108)

n (%)

19 (35)

42 (39)

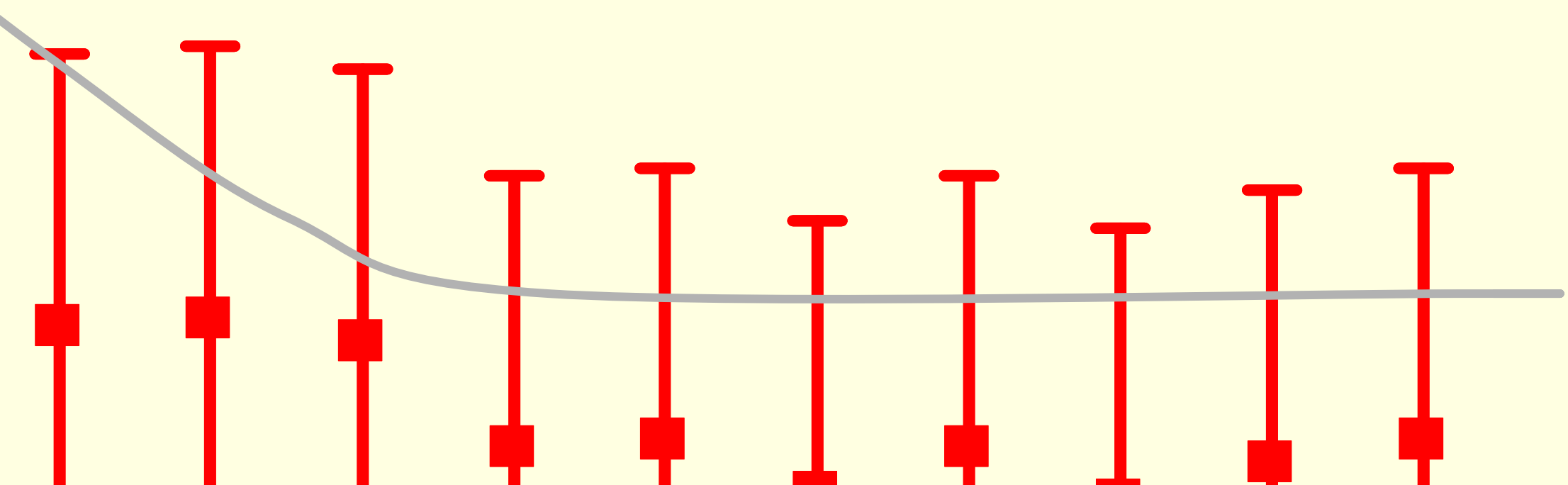
18 (33)

26 (24)

17 (31)

40 (37)

Undesirable events



of medications prescribed was 3.9 (SD 1.8, range, 0-11). For 99 episodes of hospitalization, the required documents could be reviewed. The number of medications altered between admission and discharge was 1.1 (SD 0.8, range, 0-4).

59	16 (27.1)	3.74
306	28 (9.2)	1.01
450	39 (8.7)	1.14
336	32 (9.5)	1.35
366	19 (5.2)	1.01
373	28 (7.5)	1.59
353	52 (14.7)	2.67
337	16 (4.8)	1.01
386	37 (9.6)	1.92
369	46 (12.5)	2.67
373	22 (5.9)	1.01
371	31 (8.9)	1.92

ements et erreurs médicales

ans des situations de

s, les lieux et lors de t

WHAT
SPILLS?

HE SA
FORG
HIS

